

HƯỚNG DẪN PRINT JOB TỪ SIGNA 1 VÀ 2 QUA PREPRESS VÀ PREPRESSMANAGER SERVER (RIP //)

1. Print Job qua Prepress server (mặc định):

a. Cho máy ghi Suprasetter H105:

Output folder for PDF, JDF, JT...:

Path: **\\Prepress\InputDir\Suprasetter H105**

The screenshot shows the Prepress Manager interface with the following settings:

- Imagesetter type: Filmsetter Platesetter
- Data set: Army Printing 2 / Suprasetter H105
- Material: Choose: HUAGUANG_V30@-1
- Imaging window: Width: 914.0, Height: 608.0
- Workflow: Device: MetaDimension, Variant: MetaDimension 7 and higher (via JobTicket)
- Output folder for PDF, JDF, JT ... Path: **\\Prepress\InputDir\Suprasetter H105**

OPP and OPC parameter sets:

Path: **\\Prepress\OutputPlans\Suprasetter H105\Hariss_V30_IS_120.jt**

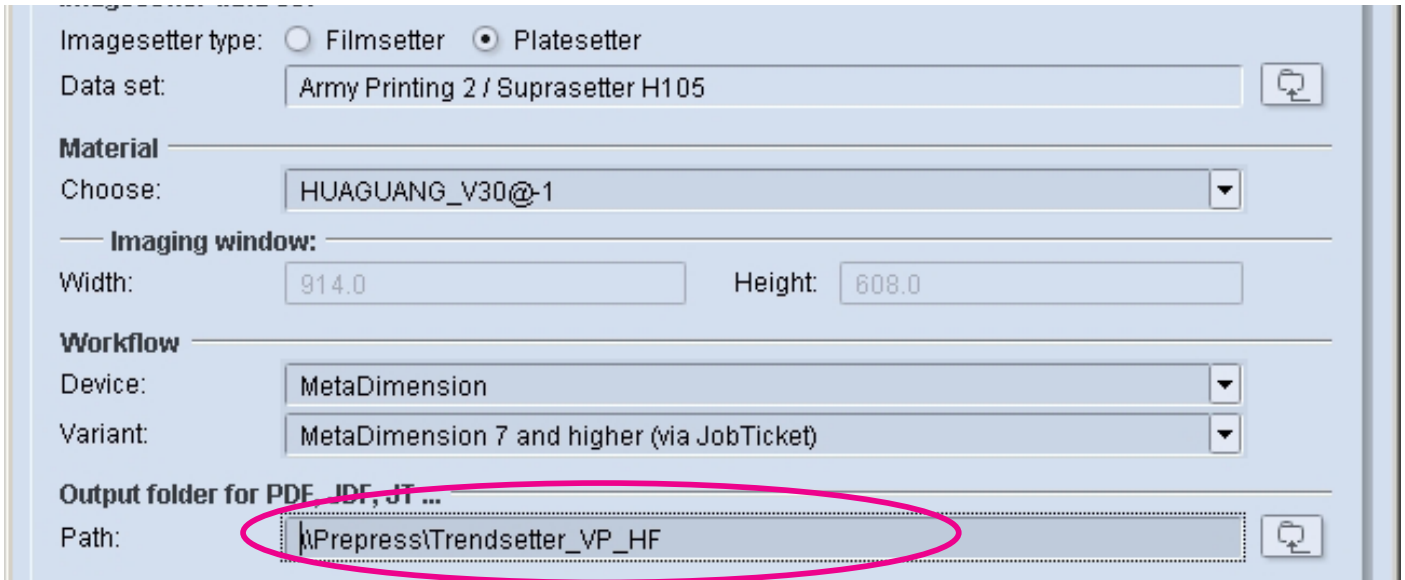
The screenshot shows the Output Parameter Set Editor window with the following settings:

- Output: All in one job One job per press sheet or web One job per surface
- Orientation: Automatic Portrait Landscape
- Visual Effects: Separated Output (only PostScript workflow; result depends on RIP)
- Proof: Snap Lines in ProofColor Dimensions in ProofColor
- Scaling: Scale X: 100.0 %, Y: 100.0 %
- OPP and OPC parameter sets Path: **\\Prepress\OutputPlans\Suprasetter H105\Hariss_V30_IS_120.jt**

b. Cho máy ghi Trendsetter 800:

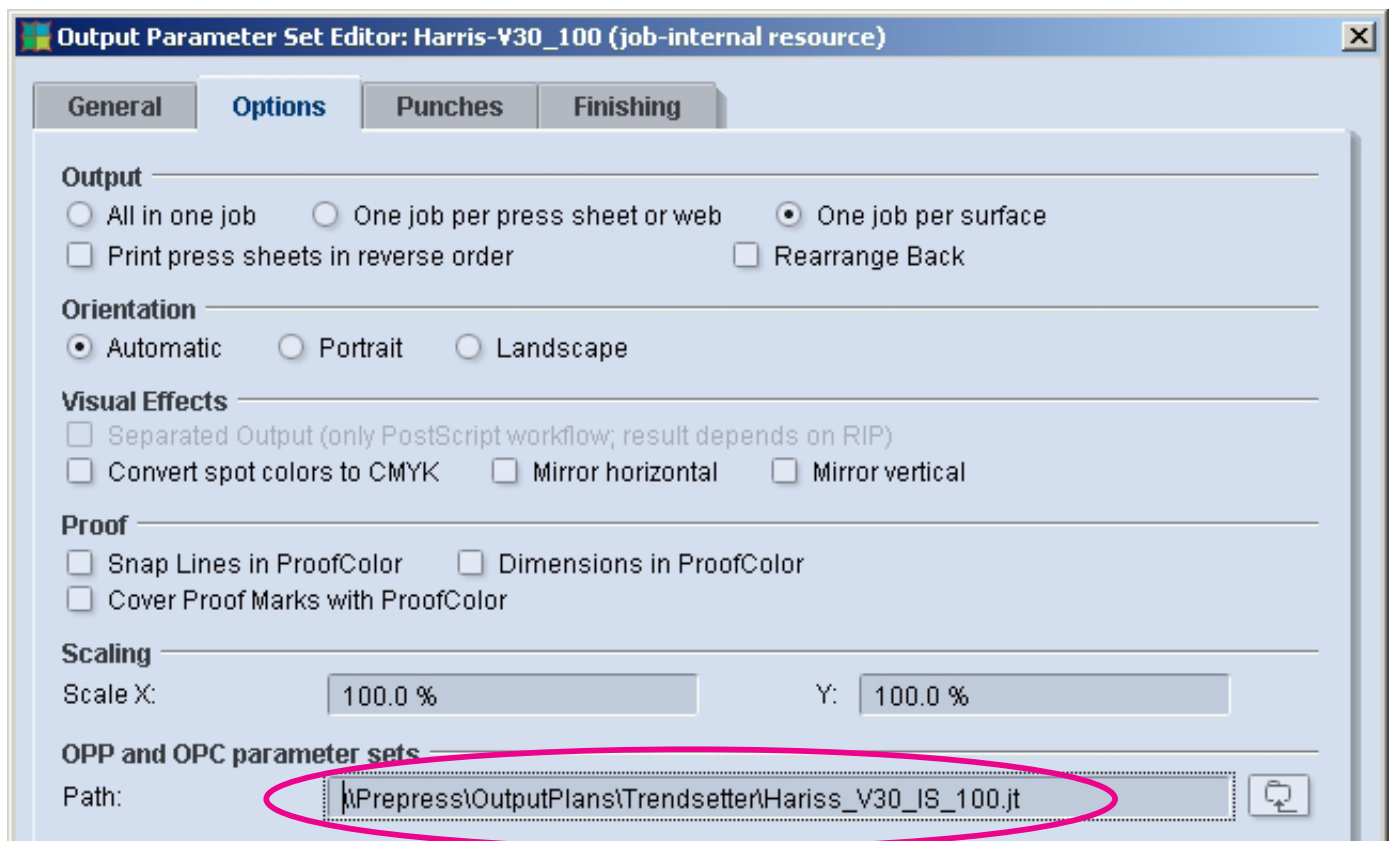
Output folder for PDF, JDF, JT...:

Path: \\Prepress\Trendsetter_VP_HF



OPP and OPC parameter sets:

Path: \\Prepress\OutputPlans\Trendsetter\Hariss_V30_IS_100.jt

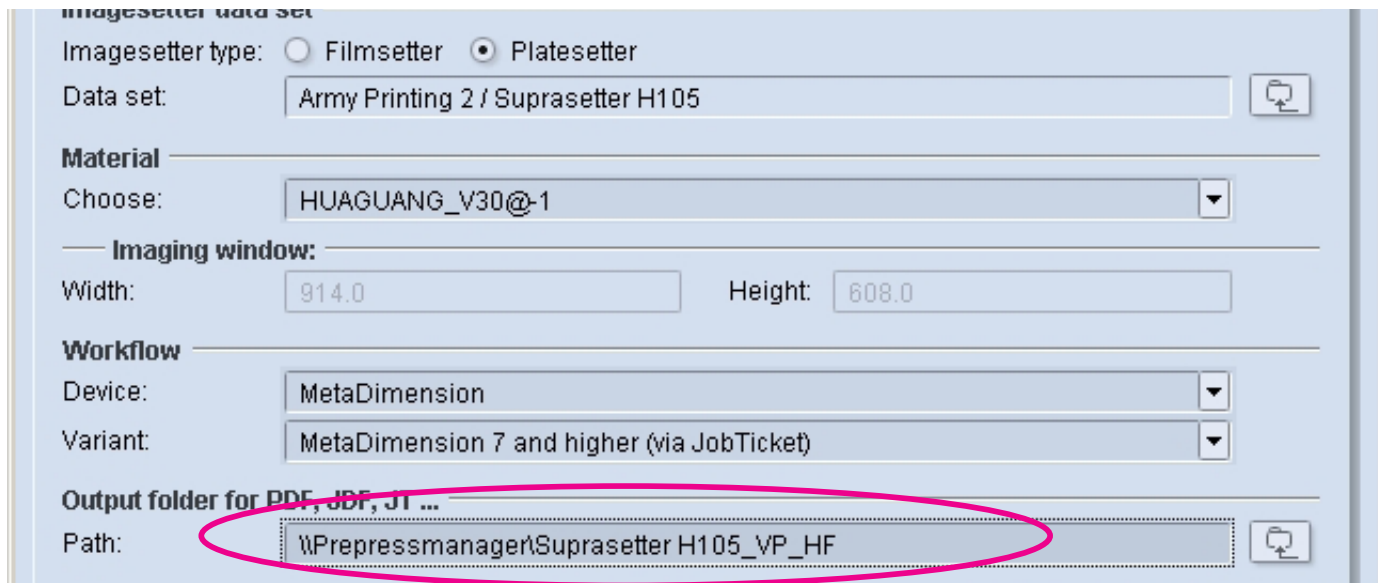


2. Print Job qua Prepressmanager (RIP //)

a. Cho máy ghi Suprasetter H105:

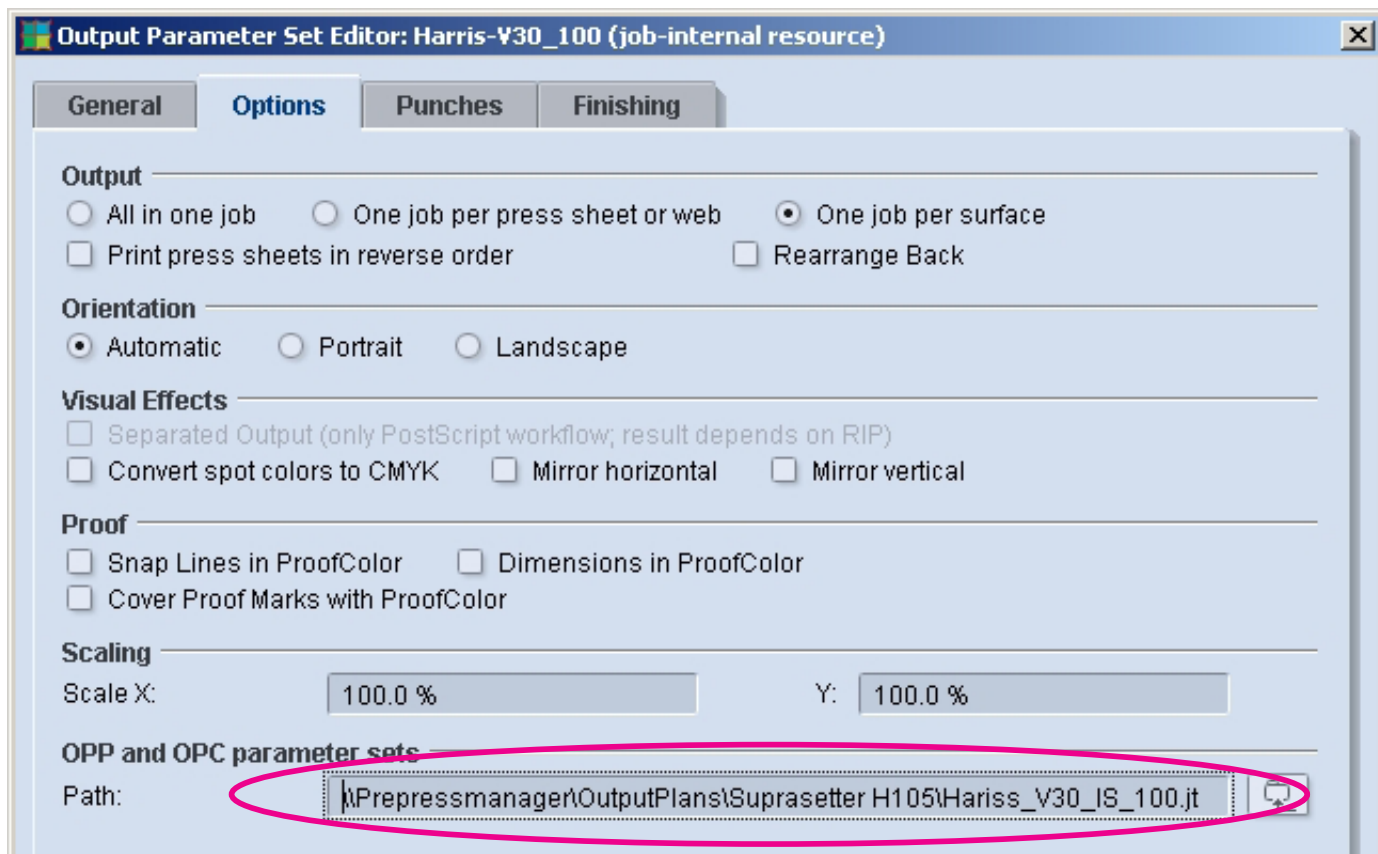
Output folder for PDF, JDF, JT....:

Path: **\\Prepressmanager\Suprasetter H105_VP_HF**



OPP and OPC parameter sets:

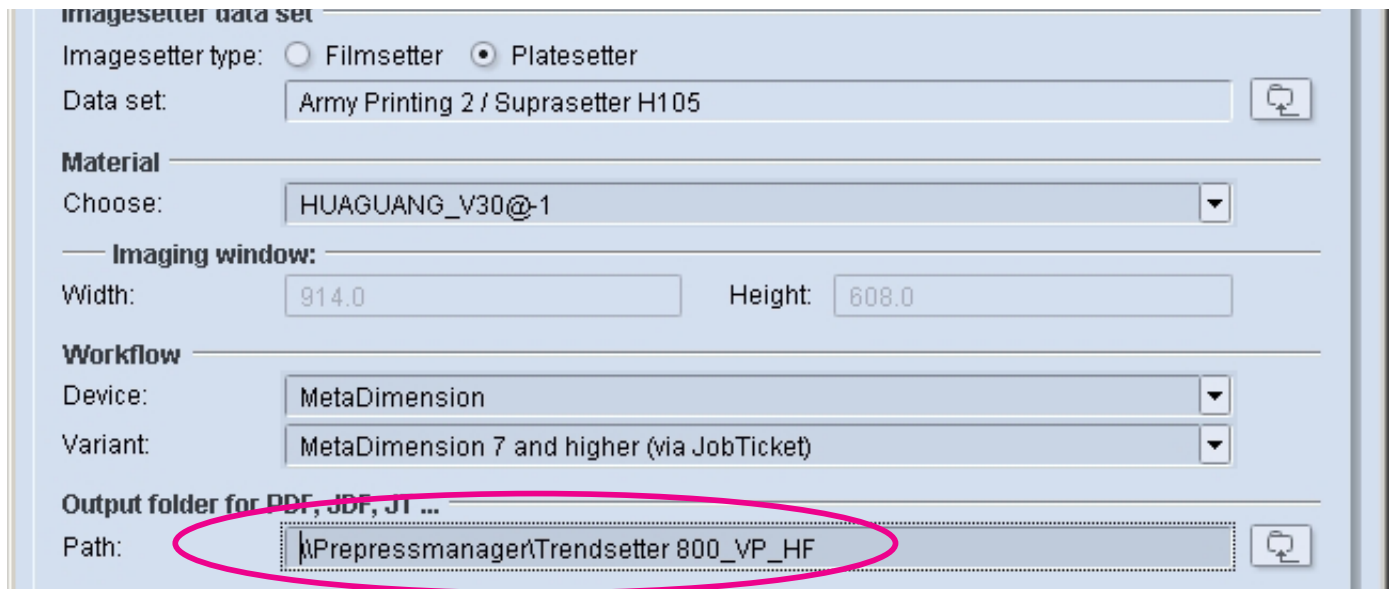
Path: **\\Prepressmanager\OutputPlans\Suprasetter H105\Hariss_V30_IS_100.jt**



b. Cho máy ghi Trendsetter 800:

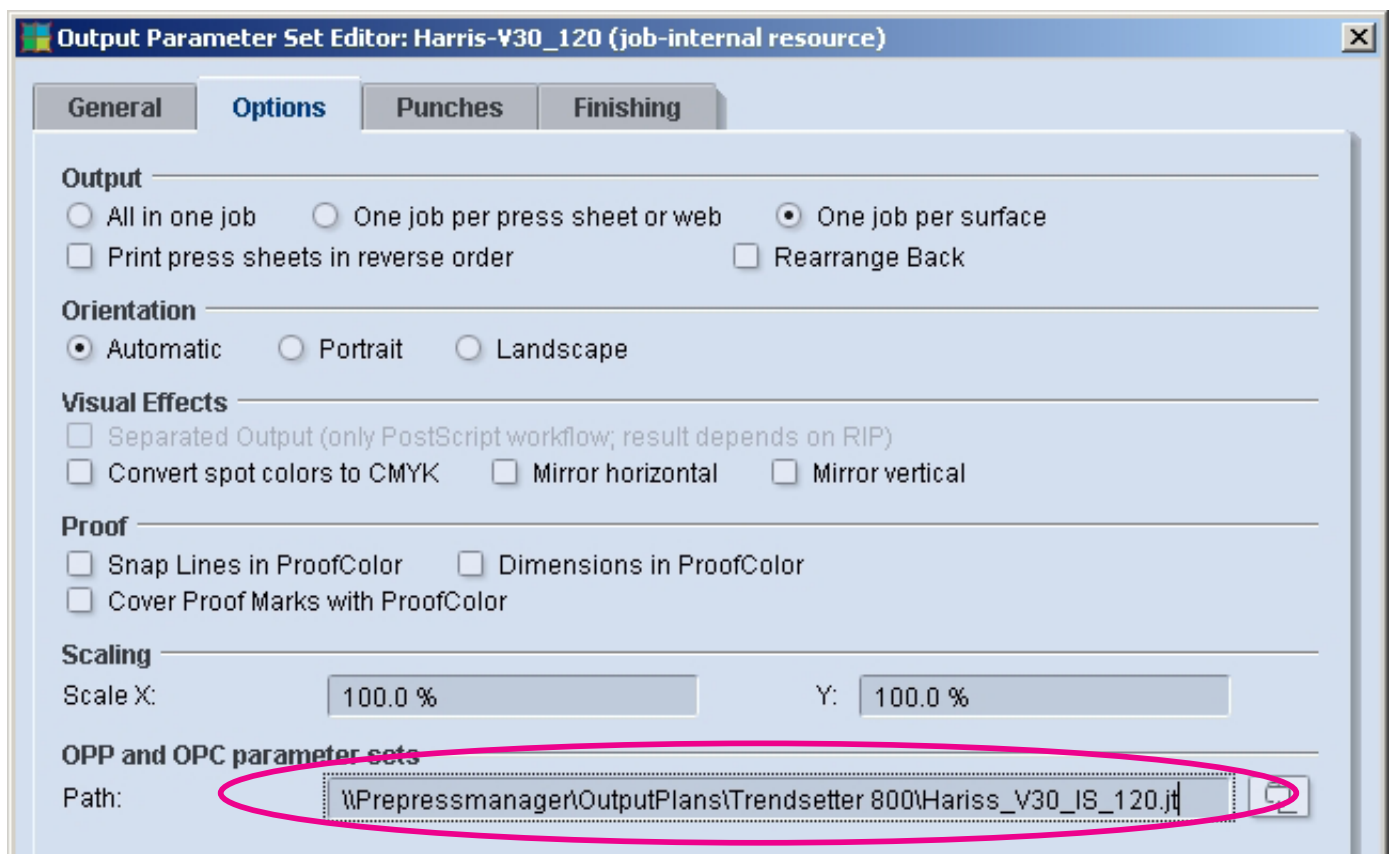
Output folder for PDF, JDF, JT...:

Path: **\\Prepressmanager\Trendsetter 800_VP_HF**



OPP and OPC parameter sets:

Path: **\\Prepressmanager\OutputPlans\Trendsetter 800\Hariss_V30_IS_120.jt**



Tóm tắt:

- Ta chỉ cần thay đổi đường dẫn tên server PREPRESS sang PREPRESSMANAGER và ngược lại.
- Trendsetter thành Trendsetter 800 và ngược lại.

PREPRESS	PREPRESSMANAGER
Máy ghi Suprasetter H105	
Path: \\Prepress\InputDir\Suprasetter H105	Path: \\Prepressmanager\Suprasetter H105_VP_HF
Path: \\Prepress\OutputPlans\Suprasetter H105\Hariss_V30_IS_120.jt	Path: \\Prepressmanager\OutputPlans\Suprasetter H105\Hariss_V30_IS_120.jt
Máy ghi Trendsetter 800	
Path: \\Prepress\Trendsetter_VP_HF	Path: \\Prepressmanager\Trendsetter 800_VP_HF
Path: \\Prepress\OutputPlans\Trendsetter\Hariss_V30_IS_120.jt	Path: \\Prepressmanager\OutputPlans\Trendsetter 800\Hariss_V30_IS_120.jt